




BROCHURE
POLYJET


PolyJet Systems and Materials





Precision, Power, Pace and Productivity





↑ Agilus30™ White geometric orb

Dream it. Print it.

PolyJet 3D printers empower designers, engineers, educators and healthcare professionals to create and problem-solve without the limitations of traditional methods of modeling. The power lies with PolyJet technology, curable liquid photopolymers capable of producing very fine layers for smooth surfaces, intricate details and vivid color.

Stratasys® PolyJet technology helps bring ideas to life in virtually any spectrum of colors, and any combination of translucency, opacity, rigidity and elasticity, while simulating a number of desired materials and finishes.

The versatility of PolyJet technology is based on a wide range of available material properties and a suite of 3D printers to suit varied budgets and applications. No matter the industry, PolyJet technology provides the power to hone ideas quickly and accurately.

- Help designers save 50 percent of their time. Product designers and developers can create realistic prototypes, models, and functional parts with full-color elements, labels and true-to-life textures in one operation.
- Full-color, flexible materials enable lifelike anatomical models for physician training and pre-surgical planning that lower operating room costs and improve patient outcomes.
- Educators can empower students to design, test and discover in a matter of days, not weeks.
- Dental labs can increase efficiency by printing large quantities of varied dental parts with different materials together in a single unattended print job, reducing labor while significantly scaling capacity.

Simple choice. Any application.

PolyJet™ 3D printers

PolyJet 3D printers are scaled to meet diverse needs in capability and printing capacity. The printers fall within two groups: single-material printers that jet one material (base resin) at a time and multimaterial printers with the capacity to jet several base resins simultaneously.



↑ Vivid cyan light



Print single materials.

Single-material printers start with affordable desktop models, featuring PolyJet technology's fine resolution and smooth surface finish. Depending on the specific model, these printers employ a single base resin or several base resins, with a choice of either rigid or flexible characteristics. All single-material printers use SUP705™ support material, removable with a water jet. Several models are also compatible with SUP706B™ soluble support for hands-free, labor-saving support removal.

Print multiple materials.

Multimaterial printers offer the most in PolyJet versatility, performance and productivity, exploiting the benefits of multi-jetting technology. Multimaterial printers enable mixed parts – the combination of several base resins in the same part – and Digital Materials, which is the blending of individual base resins to create new materials with distinct properties. Mixed trays are also possible, meaning one build tray can accommodate multiple parts made with different materials, increasing efficiency.

The PolyJet lineup also includes the J55™ 3D printer, created for the office or studio environment. With a small footprint, quiet operation and full color capabilities, the J55 puts the power of PolyJet right at your fingertips.



↑ Vivid tail light

At the top of the versatility and performance spectrum is the J8 Series™, with the versatility to meet any design need. The J826™ Prime and J850™ Prime are equipped with over 640,000 colors, texture-mapping and the full complement of rigid materials. For engineering applications that don't require color, the J850 Pro provides all the multi-material and accuracy capabilities of the J850 Prime, at a lower cost. These printers allow users to produce everything from visually stunning, highly realistic prototypes and tools featuring soft-touch parts to visually and tactilely realistic medical models, as well as functional prototypes and final parts.


The Stratasys J8 series and J55 are Pantone Validated™



↑ Glasses frame



↑ Pantone color blocks



Auto console in vivid color



Agilus console

These printers provide the capability to produce everything from visually stunning, highly-realistic prototypes and tools featuring soft-touch parts to visually and tactilely realistic medical models.



Monolithic digital dentures



Anatomical model



Get More Materials and More Potential With PolyJet Printers



	J55™ Prime	J35™ Pro
Maximum Build Size (XYZ)	Round Print Tray with up to 1,174 cm ² (182 in. ²) Print Height: 190 mm* (7.48 in.)*	Round Print Tray with up to 1,174 cm ² (182 in. ²) Print Height: 158 mm* (6.22 in.)*
System Size	651 x 661 x 1511 mm (25.63 x 26.02 x 59.49 in.)	651 x 661 x 774 mm (25.63 x 26.02 x 30.48 in.)
System Weight	228 kg (503 lbs.)	98 kg (216 lbs.)
Layer Thickness	18 microns (0.0007 in.)	18 microns (0.0007 in.)
Accuracy*	Deviation from STL dimensions, for 1 Sigma (67%) of models printed with rigid materials, based on size: under 100 mm – ±150µ; above 100 mm – ±0.15% of part length.** Deviation from STL dimensions, for 2 Sigma (95%) of models printed with rigid materials, based on size: under 100 mm – ±180µ; above 100 mm – ±0.2% of part length.**	Deviation from STL dimensions, for 1 Sigma (67%) of models printed with rigid materials, based on size: under 100 mm – ±150µ; above 100 mm – ±0.15% of part length.** Deviation from STL dimensions, for 2 Sigma (95%) of models printed with rigid materials, based on size: under 100 mm – ±180µ; above 100 mm – ±0.2% of part length.**
Model Material Options	<ul style="list-style-type: none"> • Tough: ToughONE™ for excellent impact resistance and flexibility • Rigid Transparent: Vero® Clear, VeroUltra™ ClearS • Rigid Opaque: Vero Black Plus, Vero Pure White, DraftGrey, VeroUltraBlackS, VeroUltraWhiteS • Rigid Color: Vivid Yellow, Vivid Cyan, Vivid Magenta • High Impact: PolyJet 531S™ Reinforcer, RGD515S Digital ABS Plus™ Material Component • Flexible: Elastico® Black, Elastico Clear • Biocompatible: Vero™ ContactClear 	<ul style="list-style-type: none"> • Tough: ToughONE for excellent impact resistance and flexibility • Rigid and Clear (Vero family): DraftGrey, VeroUltra ClearS, VeroUltra BlackS, VeroUltra WhiteS • Flexible: Elastico Black, Elastico Clear • High Impact: PolyJet 531S Reinforcer, RGD515S Digital ABS Plus Material Component • Bio-compatible: Vero ContactClear
Digital Material Options	<p>Unlimited number of composite materials including:</p> <ul style="list-style-type: none"> • ToughONE™ Reinforced for high dimensional stability • Over 640,000 colors • Full CMF • Digital ABS Plus • Rubberlike blends in a variety of Shore A values • Overmolding simulation • Translucent color tints • Opaque Colors 	<p>Composite materials including:</p> <ul style="list-style-type: none"> • ToughONE™ Reinforced for high dimensional stability • Digital ABS Plus • Rubberlike blends in a variety of Shore A values • Overmolding simulation • Monochromatic CMF • Translucent gray shade tints
Support Material	SUP710S™ WSS™ 150	SUP710S WSS150
Software	GrabCAD® Print	GrabCAD Print

* For J35 Pro the printable height is 158 mm (6.22 in.) and the max printable model height is 155 mm (6.1 in.).
 For J55 Prime the printable height is 190 mm (7.48 in.) and the max printable model height is 187 mm (7.36 in.).
 ** Measured when ambient temperature is 23 °C and relative humidity is 50%.



J8 Series	J850 Core	J850 Pro
Maximum Build Size (XYZ)	490 x 390 x 200 mm (19.3 x 15.35 x 7.9 in.)	490 x 390 x 200 mm (19.3 x 15.35 x 7.9 in.)
System Size	1,400 x 1,260 x 1,100 mm (55.1 x 49.6 x 43.3 in.) Material Cabinet: 656 x 1119 x 637 (25.8 x 44 x 25.1)	1,400 x 1,260 x 1,100 mm (55.1 x 49.6 x 43.3 in.) Material Cabinet: 656 x 1119 x 637 (25.8 x 44 x 25.1)
System Weight	430 kg (948 lbs) Material Cabinet: 152 kg (335 lbs)	430 kg (948 lbs) Material Cabinet: 152 kg (335 lbs)
Layer Thickness	Horizontal build layers 14 microns (.00055 in.)	Horizontal build layers range between 14 microns – 27 microns (.00055 in. – .001 in.) depending on the print mode and 55 microns (.002 in.) for super high speed printing mode.
Resolution	X Printing Resolution: 2400 DPI (HQ mode: 1200 DPI) X Slicing Resolution: 600 DPI Y Printing Resolution: 300 DPI	X Printing Resolution: 2400 DPI (HQ mode: 1200 DPI) X Slicing Resolution: 600 DPI Y Printing Resolution: 300 DPI
Accuracy*	Typical deviation from STL dimensions, for models printed with rigid materials, based on size: under 100 mm – ±100µ; above 100 mm – ±200µ or ± 0.06% of part length, whichever is greater.	Typical deviation from STL dimensions, for models printed with rigid materials, based on size: under 100 mm – ±100µ; above 100 mm – ±200µ or ± 0.06% of part length, whichever is greater.
Model Material Options	<ul style="list-style-type: none"> • Tough: ToughONE for excellent impact resistance and flexibility • Rigid Opaque: VeroUltra families of opaque materials in black and white • Rubberlike: Agilus family of flexible materials • Transparent: VeroUltraClear • DraftGrey 	<ul style="list-style-type: none"> • Tough: ToughONE for excellent impact resistance and flexibility • Rigid Opaque: Vero and VeroUltra families of opaque materials in black and white • Rubberlike: Agilus family of flexible materials • Transparent: VeroClear and VeroUltraClear • Bio-compatible: Vero ContactClear • DraftGrey
Digital Material Options	Composite materials including: <ul style="list-style-type: none"> • ToughONE Reinforced for high dimensional stability • Digital ABS Plus and Digital ABS2 Plus in ivory • Rubberlike blends in a variety of Shore A values • Translucent shade tints 	Composite materials including: <ul style="list-style-type: none"> • ToughONE Reinforced for high dimensional stability • Digital ABS Plus and Digital ABS2 Plus in ivory • Rubberlike blends in a variety of Shore A values • Translucent shade tints
Support Material	SUP705 (water jet removable) SUP705B SUP706B (soluble)	SUP705 (water jet removable) SUP705B SUP706B (soluble)
Software	GrabCAD Print	GrabCAD Print

*Varies depending on part geometry, size, orientation, material and post-processing method.



J8 Series	J850 Prime	J826 Prime
Maximum Build Size (XYZ)	490 x 390 x 200 mm (19.3 x 15.35 x 7.9 in.)	255 x 252 x 200 mm (10 x 9.9 x 7.9 in.)
System Size	1,400 x 1,260 x 1,100 mm (55.1 x 49.6 x 43.3 in.) Material Cabinet: 656 x 1119 x 637 (25.8 x 44 x 25.1)	820 x 1310 x 665 mm (32.28 x 51.57 x 26.18 in.) Material Cabinet: 656 x 1119 x 637 (25.8 x 44 x 25.1)
System Weight	430 kg (948 lbs) Material Cabinet: 152 kg (335 lbs)	234 kg (516 lbs.) Material Cabinet: 153 kg (337 lbs.)
Layer Thickness	Horizontal build layers range between 14 microns – 27 microns (.00055 in. – .001 in.) depending on the	Horizontal build layers range between 14 microns – 27 microns (.00055 in.– .001 in.) depending on the print mode.
Resolution	X Printing Resolution: 2400 DPI (HQ mode: 1200 DPI) X Slicing Resolution: 600 DPI Y Printing Resolution: 300 DPI	X Printing Resolution: 2400 DPI (HQ mode: 1200 DPI) X Slicing Resolution: 600 DPI Y Printing Resolution: 300 DPI
Accuracy*	Typical deviation from STL dimensions, for models printed with rigid materials, based on size: under 100 mm – ±100µ; above 100 mm – ±200µ or ± 0.06% of part length, whichever is greater.	Typical deviation from STL dimensions, for models printed with rigid materials, based on size: under 100 mm – ±100µ; above 100 mm – ±200µ.
Model Material Options	<ul style="list-style-type: none"> • Tough: ToughONE for excellent impact resistance and flexibility • Rigid Opaque: Vero family including natural and color shades and VeroUltra opaque materials in black and white. • Rigid Transparent: Vero Vivid family that includes VeroCyanV, VeroMagentaV, VeroYellowV 	<ul style="list-style-type: none"> • Tough: ToughONE for excellent impact resistance and flexibility • Rigid Opaque: Vero family including natural and color shades and VeroUltra opaque materials in black and white. • Rigid Transparent: Vero Vivid family that includes VeroCyanV, VeroMagentaV, VeroYellowV
Digital Material Options	Unlimited number of composite materials including: <ul style="list-style-type: none"> • ToughONE Reinforced for high dimensional stability • Over 640,000 colors • Digital ABS Plus and Digital ABS2 Plus in ivory • Rubberlike blends in a variety of Shore A values • Translucent color tints 	Unlimited number of composite materials including: <ul style="list-style-type: none"> • ToughONE Reinforced for high dimensional stability • Over 640,000 colors • Digital ABS Plus and Digital ABS2 Plus in ivory • Rubberlike blends in a variety of Shore A values • Translucent color tints
Support Material	SUP705 (water jet removable) SUP705B SUP706B (soluble)	SUP705 (water jet removable) SUP705B SUP706B (soluble)
Software	GrabCAD Print	GrabCAD Print

* Varies depending on part geometry, size, orientation, material and post-processing method.



Stratasys J5 MediJet®

The all-in-one medical printer

The Stratasys J5 MediJet is setting a new standard for medical modeling. With multiple materials and multicolor capabilities, academic medical centers, hospitals and medical device companies can create brilliantly vivid anatomical models, and drilling and cutting guides* that are sterilizable and biocompatible. Service multiple departments and create more medical models with less handling - all within a small footprint. Print pre-surgical planning models, training and education models, surgical guides* and medical device development models with a certified system - all on one platform.



*with approved 3rd party 510k cleared segmentation software

Product Specifications	
Model Materials	<p>Biocompatible materials:</p> <ul style="list-style-type: none"> <input type="checkbox"/> Biocompatible Rigid Transparent (MED610™) <input checked="" type="checkbox"/> Biocompatible Opaque (MED615RGD™ IV) <input type="checkbox"/> Biocompatible Digital ABS Plus (MED531 and MED515+) <p>Rubber like:</p> <ul style="list-style-type: none"> <input type="checkbox"/> Elastico Clear (FLX934) <p>Rigid Transparent Colors:</p> <ul style="list-style-type: none"> <input checked="" type="checkbox"/> VeroCyanV <input checked="" type="checkbox"/> VeroMagentaV <input checked="" type="checkbox"/> VeroYellowV <input type="checkbox"/> VeroUltraClearS <input checked="" type="checkbox"/> VeroBlackPlus <input type="checkbox"/> DraftWhite (MED837)
Supported Sterilization Processes	<p>Steam (4 minutes at 132 °C), Gamma (25 – 50 kGy), EtO (specifications available upon request)</p>
Digital Model Materials	<p>Unlimited number of composite materials including over 500,000 colors</p>
Support Materials	<p>SUP710™ (Water Jet removable), WSS150</p>
Build Tray	<p>Printing area: 1,174 cm² Max Part Size: Up to 140 x 200 x 190 mm (5.51 x 7.87 x 7.48 in.)</p>
Layer Thickness	<p>Horizontal build layers down to 18 microns (0.0007 in.)</p>
Accuracy	<p>Deviation from STL dimensions with rigid materials, based on size: under 100 mm – ±150µ; above 100 mm – ±0.15% of part length.* * true for 67% (1 sigma) models printed for future information can be found in the spec sheet</p>
Network Connectivity	<p>LAN – TCP/IP</p>
System Size and Weight	<p>651 x 661 x 1511 mm (25.63 x 26.02 x 59.49 in.); 228 kg (503 lbs.)</p>
Operating Conditions	<p>Temperature 18 – 25 °C (64 – 77 °F); relative humidity 30 – 70% (non-condensing)</p>
Power Requirements	<p>100 – 240 VAC, 50 – 60 HZ, 10A, 1 phase</p>
Regulatory Compliance	<p>CE, FCC, EAC</p>
Software	<p>GrabCAD Print</p>
Build Modes	<p>High Quality Speed (HQS) – 18.75 µm</p>



J5 Digital Anatomy[®] 3D Printer

Anatomical Realism Within Your Reach

Introducing the J5 Digital Anatomy 3D Printer, designed with a small footprint and high performance, featuring unique materials and software to create biomechanically accurate anatomical model—now within reach.

This multi-color, multi-material platform constructs models that replicate the look, feel, and responsiveness of human anatomy. It enables the creation of realistic, cost-effective educational resources, enhances product development, and expedites time to market, all while ensuring safe operation with biocompatible materials and certified platforms.

Ideal for point-of-care and academic medical centers seeking to enhance surgical planning and training, as well as for medical device companies aiming to accelerate innovation.



Product Specifications

Model Materials	<p>Biocompatible materials:</p> <ul style="list-style-type: none"> □ Biocompatible Rigid Transparent (MED610) ■ Biocompatible Opaque (MED615RGD IV) ■ Biocompatible Digital ABS Plus (MED531 and MED515+) <p>Rubber like:</p> <ul style="list-style-type: none"> □ Elastico Clear (FLX934) ■ Elastico Black (FLX984) 	<p>Rigid Transparent Colors:</p> <ul style="list-style-type: none"> ■ VeroCyanV (RGD845) ■ VeroMagentaV (RGD852) ■ VeroYellowV (RGD838) ■ VeroUltra ClearS (RGD821) ■ VeroUltra Black (RGD864) ■ VeroUltra White (RGD824) ■ VeroBlackPlus (RGD875) ■ DraftWhite (MED858 and MED857) 	<p>Digital Anatomy Materials:</p> <ul style="list-style-type: none"> ■ TissueMatrix[®] (MED310) ■ GelMatrix[®] (FLG111) ■ BoneMatrix[®] (RGD516) ■ RadioMatrix[®] (MED410)
Support Materials	<ul style="list-style-type: none"> • SUP710S (WaterJet removable) • WSS150 (Water soluble, not compatible with the Digital Anatomy materials) 		
Supported Sterilization Processes	<ul style="list-style-type: none"> • Steam (4 minutes at 132 °C) • Gamma (25 – 50 kGy) • EtO (specifications available upon request) 		
Digital Model Materials	<ul style="list-style-type: none"> • Composite materials including over 500,000 colors • Hundreds of presets available to mimic different anatomies with Digital Anatomy materials 		
Build Tray	<ul style="list-style-type: none"> • Printing area: 1,174 cm² • Max Part Size: Up to 140 x 200 x 190 mm (5.51 x 7.87 x 7.48 in.) 		
Layer Thickness	Horizontal build layers down to 18 microns (0.0007 in.)		
Accuracy	Deviation from STL dimensions with rigid materials, based on size: under 100 mm: ±150µ; above 100 mm: ±0.15% of part length.*		
Network Connectivity	LAN – TCP/IP		
System Size and Weight	651 x 661 x 1511mm (25.63 x 26.02 x 59.49 in.); 228 kg (503 lbs.)		
Operating Conditions	Temperature 18 – 25 °C (64 – 77 °F); relative humidity 30 – 70% (non-condensing)		
Power Requirements	100 – 240 VAC, 50 – 60 HZ, 10A, 1 phase		
Regulatory Compliance	CE, FCC, EAC		
Software	GrabCAD Print		
Build Modes	<ul style="list-style-type: none"> • High Quality Speed (HQS) Compatible with Digital Anatomy materials. • Long Print (LP) • High Speed (HS) 		

*Accuracy spec doesn't include Digital Anatomy materials; true for 67% (1 sigma) models printed for future information can be found in the spec sheet.



J850™ Digital Anatomy®

Model Materials	Vero family of opaque materials including neutral shades and vibrant VeroVivid™ colors Agilus30, TangoPlus™ and TangoBlackPlus™ flexible materials VeroClear, VeroUltra Clear transparent materials TissueMatrix, BoneMatrix, GelMatrix Biocompatible Clear
Digital Materials	Unlimited number of composite materials, including: Over 500,000 colors Digital ABS Plus and Digital ABS2 Plus in ivory and green Rubber-like materials in a variety of Shore A values Ultra-soft rubber-like material with a Shore 00 value Translucent color tints User-developed digital materials with GrabCAD Voxel Print™
Support Materials	SUP705 (waterjet removable) SUP706B (soluble) GelMatrix (waterjet removable)
Build size	490 x 390 x 200 mm (19.3 x 15.35 x 7.9 in.)
Layer Thickness	Horizontal build layers down to 14 microns (0.00055 in.)
Workstation Compatibility	Windows 7 and 8.1
Network Connectivity	LAN – TCP/IP
System Size and Weight	1400 x 1260 x 1100 mm (55.1 x 49.6 x 43.4 in.); 430 kg (948 lbs.)
Material Cabinet	670 x 1170 x 640 mm (26.4 x 46.1 x 25.2 in.); 152 kg (335 lbs.)
Operating Conditions	Temperature 18 – 25 °C (64 – 77 °F); relative humidity 30 – 70% (non-condensing)
Power Requirements	100 – 120 VAC, 50 – 60 Hz, 13.5 A, 1 phase 220 – 240 VAC, 50 – 60 Hz, 7 A, 1 phase
Regulatory Compliance	CE, FCC, EAC
Software	GrabCAD Print Digital Anatomy software. Optional add-on GrabCAD Voxel Print and/or Digital Anatomy Creator software
Build Modes	High Quality (HQ) – 7 different materials / 14µm layers High Mix (HM) – 7 materials / 27µm High Speed (HS) – 3 materials / 27µm, x2 speed Super High Speed(SHS)- 1 material / 54 µm, x4 speed
Accuracy	Typical deviation from STL dimensions, for models printed with rigid materials, based on size: under 100 mm: ±100µ; above100 mm: ±200µ or ± 0.06% of part length, whichever is greater. Please refer to material-specific spec sheets for accuracy estimates.



Countless Combinations. Limitless Possibilities.

PolyJet 3D printers use photopolymers that feature properties ranging from rubberlike to transparent and characteristics like high toughness and heat resistance.

Digital Materials expand the possibilities by blending two or more base resins to create thousands of material combinations. Achieve full-color capabilities, translucencies, Shore A values and other properties for maximum product realism.

Material	Highlights
ToughONE	<ul style="list-style-type: none">• Very high impact strength (up to 110 J/m)• Simulates HDPE thermoplastic. (If cured with ProLight, can also simulate PP and PBT.)• Used for pipes and fittings, detergent bottles, food containers, monobloc chairs, furniture, electrical components, and automotive parts
Digital Materials	<ul style="list-style-type: none">• Wide range of flexibility, from Shore A 27 to Shore A 95• Rigid materials ranging from simulated standard plastics to the toughness and temperature resistance of Digital ABS Plus Material Component• Vibrant colors in rigid or flexible materials, with over 640,000 color options on the Stratasys J850• Available on PolyJet multi-jetting 3D printers• Opaque Colors are available for J8 Series, J35 and J55 printers
Digital ABS Plus	<ul style="list-style-type: none">• Simulates ABS plastics by combining strength with high temperature resistance• Digital ABS Plus Material Component offers enhanced dimensional stability for thin-walled parts• Ideal for functional prototypes, snap-fit parts for high or low temperature usage, electrical parts, castings, mobile telephone casings and engine parts and covers
High Temperature	<ul style="list-style-type: none">• Exceptional dimensional stability for thermal functional testing• Combine with PolyJet rubberlike materials to produce varying Shore A values, gray shades and high temperature parts with overmolding• Ideal for form, fit and thermal functional testing, high-definition models requiring excellent surface quality, exhibition models that endure strong lighting conditions, taps, pipes and household appliances, hot air and hot water testing
Transparent	<ul style="list-style-type: none">• Print clear and tinted parts and prototypes with VeroClear, VeroUltraClear, VeroUltraClearS, VeroVivid family, and RGD720• Combine with color materials for stunning transparent shades• Ideal for form and fit testing of see-through parts, like glass, consumer products, eyewear, light covers and cases, visualization of liquid flow, medical applications, artistic and exhibition modeling
Rigid Opaque	<ul style="list-style-type: none">• Brilliant color options for unprecedented design freedom• Combine with rubberlike materials for overmolding, soft touch handles and more• Ideal for fit and form testing, moving and assembled parts, sales, marketing and exhibition models, assembly of electronic components and silicone molding
Simulated Polypropylene	<ul style="list-style-type: none">• Simulates the appearance and functionality of polypropylene• Ideal for prototyping containers and packaging, flexible snap-fit applications and living hinges, toys, battery cases, laboratory equipment, loudspeakers and automotive components
Rubberlike	<ul style="list-style-type: none">• Offers various levels of elastomer characteristics• Combine with rigid materials for a variety of Shore A values, from Shore A 27 to Shore A 95• Ideal for rubber surrounds and overmolding, soft-touch coatings and nonslip surfaces, knobs, grips, pulls, handles, gaskets, seals, hoses, footwear, and exhibition and communication models
Biocompatible	<ul style="list-style-type: none">• Features high dimensional stability and colorless transparency• Has five medical approvals including cytotoxicity, genotoxicity, delayed type hypersensitivity, irritation and USP plastic Class VI• Ideal for applications requiring prolonged skin contact of more than 30 days and short-term mucosal-membrane contact of up to 24 hours



PolyJet Materials in Detail

Tough						
Materials	ToughONE White Pure	ToughONE White Reinforced (with RGD531)	ToughONE WhiteS Pure	ToughONE WhiteS Pure Reinforced (with RGD531S)	ToughONE Black Pure	ToughONE Black Reinforced (with RGD531)
Tensile Strength	38 – 52 MPa (5,500 – 6,100 psi)	50 – 52 MPa (7,300 – 7,500 psi)	36 – 42 MPa (5,200 – 6,000 psi)	47 – 51 MPa (6,800 – 7,400 psi)	41.5 – 50.5 MPa (6,000 – 7,400 psi)	46 – 62 MPa (6,600 – 9,000 psi)
Elongation at Break	51 – 59%	39 – 53%	30 – 50%	33 – 43%	35 – 51%	26 – 34%
Modulus of Elasticity	2,248 – 2,618 MPa (326,000 – 380,000 psi)	2,409 – 2,627 MPa (349,000 – 381,000 psi)	2,078 – 2,380 MPa (301,000 – 345,000 psi)	2,426 – 2,766 MPa (351,000 – 401,000 psi)	2,602 – 2,974 MPa (377,000 – 431,000 psi)	2,590 – 3,346 MPa (375,000 – 485,000 psi)
Flexural Strength	55 – 63 MPa (8,000 – 9,200 psi)	63 – 67 MPa (9,100 – 9,700 psi)	50 – 64 MPa (8,200 – 8,400 psi)	63 – 71 MPa (9,100 – 10,300 psi)	62 – 72 MPa (9,000 – 10,400 psi)	81 – 91 MPa (11,800 – 13,200 psi)
Flexural Modulus	1,607 – 1,819 MPa (233,000 – 263,000 psi)	1,790 – 1,820 MPa (259,000 – 273,000 psi)	1,494 – 2,050 MPa (217,000 – 297,000 psi)	1,722 – 2,006 MPa (249,000 – 291,000 psi)	2,050 – 2,262 MPa (297,000 – 327,000 psi)	2,332 – 2,634 MPa (338,000 – 382,000 psi)
HDT, °C @ 0.45 MPa	47 – 51 °C (116.6 – 123.8 °F)	52 – 54 °C (125.6 – 139.2 °F)	44 – 48 °C (111.2 – 118.4 °F)	50 – 54 °C (122.0 – 129.2 °F)	48 – 50 °C (118.4 – 122.0 °F)	56 – 62 °C (132.8 – 143.6 °F)
HDT, °C @ 1.82 MPa	–	–	–	–	–	–
Izod Notched Impact	43 – 51 J/m (0.80 – 0.96 ft lb/in.)	89 – 99 J/m (1.67 – 1.85 ft lb/in.)	41 – 49 J/m (0.76 – 0.92 ft lb/in.)	67 – 75 J/m (1.25 – 1.41 ft lb/in.)	43 – 47 J/m (0.81 – 0.87 ft lb/in.)	97 – 103 J/m (1.3 – 2.5 ft lb/in.)
Water Absorption	–	–	–	–	–	–
Tg	51 °C (123.8 °F)	60 °C (140.0 °F)	59 – 61 °C (138.2 – 141.8 °F)	62 – 64 °C (143.6 – 147.2 °F)	51 – 53 °C (123.8 – 127.4 °F)	55 – 57 °C (131.0 – 134.6 °F)
Shore Hardness	80 – 82 Scale D	81 – 83 Scale D	73 – 75 Scale D	73 – 75 Scale D	72 – 74	74 – 76
Rockwell Hardness	–	–	–	–	–	–
Polymerized Density	–	–	–	–	–	–
Ash Content	–	–	–	–	–	–



PolyJet Materials in Detail

	Transparent			Digital ABS		High Temperature
Materials	RGD720, VeroMagentaV (RGD852)*, VeroYellowV (RGD838)*, VeroCyanV (RGD845)*	VeroClear (RGD810)	VeroUltraClear (RGC820)	VeroUltraClearS (RGD821)	Digital ABS Plus Material Component, Ivory, made of RGD515S & RGD531S	RGD525
Tensile Strength	50 – 65 MPa (7,250 – 9,450 psi)	50 – 65 MPa (7,250 – 9,450 psi)	39 – 43 MPa (5,650 – 6,240 psi)	26 – 37 MPa (3,770 – 5,370 psi)	55 – 60 MPa (8,000 – 8,700 psi)	70 – 80 MPa (10,000 – 11,500 psi)
Elongation at Break	15 – 25%	10 – 25%	20 – 35%	45 – 60%	25 – 40%	10 – 15%
Modulus of Elasticity	2,000 – 3,000 MPa (290,000 – 435,000 psi)	2,000 – 3,000 MPa (290,000 – 435,000 psi)	1,400 – 2,100 MPa (203,000 – 304,600 psi)	1,500 – 2,000 MPa (217,000 – 290,000 psi)	2,600 – 3,000 MPa (375,000 – 435,000 psi)	3,200 – 3,500 MPa (465,000 – 510,000 psi)
Flexural Strength	80 – 110 MPa (12,000 – 16,000 psi)	75 – 110 MPa (11,000 – 16,000 psi)	58 – 72 MPa (8,400 – 10,400 psi)	48 – 60 MPa (6,700 – 8,700 psi)	65 – 75 MPa (9,500 – 11,000 psi)	–
Flexural Modulus	2,700 – 3,300 MPa (390,000 – 480,000 psi)	2,200 – 3,200 MPa (320,000 – 465,000 psi)	1,900 – 2,300 MPa (275,000 –	1,300 – 1,800 MPa (189,000 – 261,000 psi)	1,700 – 2,200 MPa (245,000 – 320,000 psi)	3,100 – 3,500 MPa (450,000 – 510,000 psi)
HDT @ 1.82 MPa	45 – 50 °C (113 – 122 °F)	45 – 50 °C (113 – 122 °F)	Before photobleaching: 47 – 49 °C (117 – 120 °F) After photobleaching: 48 – 52 °C	45 – 48 °C (113 – 118 °F)	51 – 55 °C (124 – 131 °F)	55 – 57 °C (131 – 135 °F)
Izod Notched Impact	20 – 30 J/m (0.375 – 0.562 ft lb/inch)	20 – 30 J/m (0.375 – 0.562 ft lb/inch)	20 – 30 J/m (0.375 – 0.562 ft lb/inch)	20 – 30 J/m (0.375 – 0.562 ft lb/inch)	90 – 110 J/m (1.69 – 2.06 ft lb/in.)	14 – 16 J/m (0.262 – 0.300 ft lb/in.)
Water Absorption	1.5 – 2.2%	1.1 – 1.5%	1.25 – 1.4%	1.2 – 1.4%	–	1.2 – 1.4%
Tg	48 – 50 °C (118 – 122 °F)	52 – 54 °C (126 – 129 °F)	52 – 54 °C (126 – 129 °F)	47 – 48 °C (117 – 118 °F)	47 – 53 °C (117 – 127 °F)	62 – 65 °C (144 – 149 °F)
Shore Hardness	83 – 86 Scale D	83 – 86 Scale D	80 – 85 Scale D	75 – 80 Scale D	85 – 87 Scale D	87 – 88 Scale D
Rockwell Hardness	73 – 76 Scale M	73 – 76 Scale M	70 – 75 Scale M	60 – 70 Scale M	67 – 69 Scale M	78 – 83 Scale M
Polymerized Density	1.18 – 1.19 g/cm ³	1.18 – 1.19 g/cm ³	1.18 – 1.19 g/ cm ³	1.17 – 1.18 g/cm ³	1.17 – 1.18 g/cm ³	1.17 – 1.18 g/cm ³
Ash Content	0.01 – 0.02%	0.02 – 0.06%	0.02 – 0.06%	0.02 – 0.06%	–	0.38 – 0.42%



	Rigid Opaque (Vero Family)			Rigid Opaque (VeroUltra Family)	
Materials	Vero PureWhite (RGD837), VeroGray (RGD850), VeroBlackPlus (RGD875), VeroWhitePlus (RGD835), VeroYellow (RGD836), VeroCyan (RGD843), VeroMagenta (RGD851), VeroMagentaV (RGD852)*, VeroYellowV (RGD838)*, VeroCyanV (RGD845)*	VeroBlue (RGD840)	DraftGrey	VeroUltraWhite (RGD825) VeroUltraBlack (RGD865)	VeroUltraWhiteS (RGD824) VeroUltraBlackS (RGD864)
Tensile Strength	50 – 65 MPa (7,250 – 9,450 psi)	50 – 60 MPa (7,250 – 8,700 psi)	50 – 65 MPa (7,250 – 9,450 psi)	50 – 65 (7250 – 9430 psi)	50 – 65 (7250 – 9430 psi)
Elongation at Break	10 – 25%	15 – 25%	10 – 25%	5 – 20 %	5 – 20 %
Modulus of Elasticity	2,000 – 3,000 MPa (290,000 – 435,000 psi)	2,000 – 3,000 MPa (290,000 – 435,000 psi)	2,000 – 3,000 MPa (290,000 – 435,000 psi)	2,000 – 3,000 MPa (290,000 – 435,000 psi)	2,000 – 3,000 MPa (290,000 – 435,000 psi)
Flexural Strength	75 – 110 MPa (11,000 – 16,000 psi)	60 – 70 MPa (8,700 – 10,200 psi)	75 – 110 MPa (11,000 – 16,000 psi)	65 – 85 (9,400 – 12,300 psi)	65 – 85 (9,400 – 12,300 psi)
Flexural Modulus	2,200 – 3,200 MPa (320,000 – 465,000 psi)	1,900 – 2,500 MPa (265,000 – 365,000 psi)	2,200 – 3,200 MPa (320,000 – 465,000 psi)	2,000 – 2,800 (290,000 – 406,100 psi)	2,000 – 2,800 (290,000 – 406,100 psi)
HDT @ 0.45 MPa	–	–	–	48 – 52 °C (118 – 126 °F)	48 – 52 °C (118 – 126 °F)
HDT @ 1.82 MPa	45 – 50 °C (113 – 122 °F)	45 – 50 °C (113 – 122 °F)	45 – 50 °C (113 – 122 °F)	44 – 47 (111 – 117 °F)	44 – 47 °C (111 – 117 °F)
Izod Notched Impact	20 – 30 J/m (0.375 – 0.562 ft lb/inch)	20 – 30 J/m (0.375 – 0.562 ft lb/inch)	20 – 30 J/m (0.375 – 0.562 ft-lb/inch)	20 – 30 J/m (0.375 – 0.562 ft-lb/in.)	20 – 30 J/m (0.375 – 0.562 ft-lb/in.)
Water Absorption	1.1 – 1.5%	1.5 – 2.2%	1.1 – 1.5%	1.1 – 1.4%	1.1 – 1.4%
Tg	52 – 54 °C (126 – 129 °F)	48 – 50 °C (118 – 122 °F)	52 – 54 °C (126 – 129 °F)	54 – 56 °C (124 – 133 °F)	49 – 56 °C (120 – 133 °F)
Shore Hardness	83 – 86 Scale D	83 – 86 Scale D	83 – 86 Scale D	83 – 86	83 – 86
Rockwell Hardness	73 – 76 Scale M	73 – 76 Scale M	73 – 76 Scale M	–	–
Polymerized Density	1.17 – 1.18 g/cm ³	1.18 – 1.19 g/cm ³	1.17 – 1.18 g/cm ³	1.19 – 1.23	1.19 – 1.23
Ash Content	0.23 – 0.26% (VeroGray, VeroWhitePlus) 0.01 – 0.02% (VeroBlackPlus, VeroMagentaV, VeroYellowV)	0.21 – 0.22%	0.23 – 0.26%	–	–

* Opaque only when printed with core



Rubberlike						
Materials	TangoBlack (FLX973)	TangoGray (FLX950)	TangoBlackPlus (FLX980) TangoPlus (FLX930)	Agilus30 Clear (FLX935) Agilus30 Black (FLX 985)	Agilus30 White (FLX945)	Agilus30 Cyan (FLX941) Agilus30 Magenta (FLX951) Agilus30 Yellow (FLX931)
Tensile Strength	1.8 – 2.4 MPa (115 – 350 psi)	3.0 – 5.0 MPa (435 – 725 psi)	0.8 – 1.5 MPa (115 – 220 psi)	2.4 – 3.1 MPa (348 – 450 psi)	2.1 – 2.6 MPa (305 – 377 psi)	2.2 – 2.6 MPa (319 – 377 psi)
Elongation at Break	45 – 55%	45 – 55%	170 – 220%	220 – 240%	185 – 230%	315 – 335%
Shore Hardness	60 – 62 Scale A	73 – 77 Scale A	26 – 28 Scale A	30 – 35 Scale A	30 – 40 Scale A	28 – 33 Scale A
Polymerized Density	1.14 – 1.15 g/cm ³	1.16 – 1.17 g/cm ³	1.12 – 1.13 g/cm ³	1.14 – 1.15 g/cm ³	1.14 – 1.15 g/cm ³	1.14 – 1.15 g/cm ³



	VeroFlex®, VeroFlexVivid	Simulated Polypropylene	Elastico	VeroContactClear
Materials	VeroFlex Black (RGD895), VeroFlex Clear (RGD896), VeroFlex White (RGD894), VeroFlex Cyan (RGD891), VeroFlex Magenta (RGD892), VeroFlex Yellow (RGD893), VeroFlex CyanV (RGD898), VeroFlex MagentaV (RGD899), VeroFlexYellowV (RGD890)	Durus™ White (RGD430)	Black/Clear	–
Tensile Strength	43 – 64 MPa (6,237 – 9,282 psi)	20 – 30 MPa (2,900 – 4,350 psi)	3 - 5 Mpa (435 -725 psi)	J8 Series: 50 – 65 MPa (7,252 – 9,427 psi) J55/35: 40 – 55 MPa (5,800 – 8,000 psi)
Elongation at Break	8 – 20%	40 – 50%	360 - 400%	J8 Series: 10 – 25% J55/35: 5 – 20%
Modulus of Elasticity	950 – 1600 MPa (137,786 – 232,060 psi)	1,000 – 1,200 MPa (145,000 – 175,000 psi)	–	J8 Series: 2,000 – 3,000 MPa (290.1 – 435.1 ksi) J55/35: 2,200 – 3,000 MPa (320,000 – 435,000 psi)
Flexural Strength	48 – 88 MPa (6,962 – 12,763 psi)	30 – 40 MPa (4,350 – 5,800 psi)	–	J8 Series: 75 – 110 Mpa (10,878 – 15,954 psi) J55/35: 70 – 85 MPa (10,000 – 16,000 psi)
Flexural Modulus	1,600 – 2,300 MPa (232,061 – 333,587 psi)	1,200 – 1,600 MPa (175,000 – 230,000 psi)	–	J8 Series: 2,200 – 3,200 Mpa (319.1 – 464.1 ksi) J55/35: 2,000 – 2,500 MPa (290,000 – 365,000 psi)
Shore Hardness	75 – 85 Scale D	74 – 78 Scale D	45 – 50 Scale A	83 – 86 D
HDT @ 0.45 MPa	42 – 50 °C (108 – 122 °F)	–	–	45 – 50 °C (113 – 122 °F)
HDT @ 1.82 MPa	–	32 – 34 °C (90 – 93 °F)	–	45 – 50 °C (113 – 122 °F)
Izod Notched Impact	20 – 30 J/m (0.375 – 0.562 lb/in)	40 – 50 J/m (0.749 – 0.937 ft lb/inch)	–	J8 Series: 20 – 30 (0.37 – 0.56 ft-lb/in) J55/35: 20 – 30 J/m (0.375 – 0.562 ft-lb/in)
Water Absorption	–	1.5 – 1.9%	–	1.1 – 1.5%
Tg	–	35 – 37 °C (95 – 99 °F)	–	52 – 54 °C (126 – 129 °F)
Polymerized Density	–	1.15 – 1.17 g/cm ³	1.1 – 1.3 (g/cm ³)	1.17 – 1.18 (g/cm ³) (0.676 – 0.682 oz/in ³)
Ash Content	–	0.10 – 0.12%	–	–
Tensile Tear Resistance	–	–	5 – 7.5 Kg/cm (28 – 42 lb/in)	–
Compressive Set	–	–	0.8 – 1.7 %	–



Advanced Materials Designed to Give You More

We not only provide the widest choice of materials, we'll also help you get the best out of them.

We're continually developing and investing in our hardware, software and services to help you get the best possible results. Improving accuracy, flexibility and reliability. All in less time, with less hassle.

Make it with Stratasys.



GET IN TOUCH.

www.stratasys.com/contact-us/locations



stratasys.com

ISO 9001:2015
Certified

Stratasys Headquarters
5995 Opus Parkway,
Minnetonka, MN 55343
+1 800 801 6491 (US Toll Free)
+1 952 937-3000 (Intl)
+1 952 937-0070 (Fax)

1 Holtzman St.
Science Park
Rehovot, 7670401
Israel
+972 74 745 4000
+972 74 745 5000 (Fax)